





Cleaning Instructions

- Windows:** Clean inside and out.
- Radiators:** Wipe of all sides of the radiator.
- Walls:** Clean and dry. Remove screws and nails. In a student apartment it is not allowed to drill or make holes. There is a cost if walls are damaged. Contact post@hammarnordic.se for questions about this.
- Wardrobes, drawers and cupboards:** Shelves, drawers are supposed to be cleaned and dried inside and out. It should be clean everywhere. No traces of food or dust may be left.
- Kitchen fan:** Remove filters under the fan by pressing against the wall, cleaning the inside and outside of the fan, soak filters for a day (water and dishwashing detergent or grease solvents). Remove the plastic cover (if applicable) from the lamp and clean it.
- Cabinets and closet doors:** Wipe and clean the doors and upper edge of the doors. To remove grease stains, a soft sponge can be used.
- Stove:** Pull out stove, clean front, top, back and along the sides. Clean oven, hob and/or plates. Take out the cooker buttons and clean them.
- Sink:** Clean sink, sink wall and garbage cans. Don't forget the lamp ramp and tiles.
- Cutting board:** Clean and dry.
- Refrigerator / freezer:** Defrost, disconnect cord. (Do not use knife to remove ice). Clean inside, remove and wash all accessories.
- Shower and toilet:** Clean walls and floors, shower faucet, soap cup and tubes, toilet seat inside and outside, bathroom cabinets inside and outside, toilet door and mirror. Remove the floor cover, lift the floor well, clean the lid and cup. Clean the sink and associated pipes and water trap. Unscrew the toilet seat and clean behind the brackets.
- Floors and moldings:** Clean and mop, remove stains.
- Storage:** Empty your storage.
- Lamps:** Be sure to replace broken lamps.
- Doors and door frames:** Wipe the front door, interior doors and all door frames.

We are very meticulous at the inspection and our requirements are not negotiable. If the cleaning is not approved and a re-inspection becomes current, you will be charged our hourly rate, currently 800 SEK/hour, if the cleaning is careless.

If there is a lot of cleaning that has failed, the job is handed to the cleaning company for a complete cleaning and the cost of this is charged to you.

Prepare the apartment as following

<p>Remove and wash all internal accessories.</p>	
<p>Remove the fan filter, soak it for just over a day with detergent or grease. Clean the inside of the fan.</p>	
<p>Use a suitable cleaning agent for stove cleaning.</p>	
<p>Wipe out all cabinets, drawers and wardrobes. Clean the edges around and inside and outside of doors and doors. Leave hatches and drawers open.</p>	
<p>Extract air devices must be vacuumed once a month.</p>	